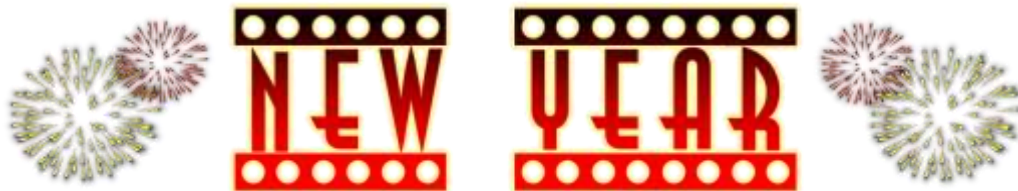


# About this Counting Activity



Thank you for purchasing this 10 frame counting activity set. The set is composed of activities that can be done individually or in groups. These are great counting and number recognition themed activities that students will enjoy completing in class or at home.

I will explain briefly about what is included with this activity below to give you some ideas about how to use it with your learners in the classroom and at home. Enjoy and happy learning!

This set includes 3 different boards for counting and practicing identifying numbers as well as their word equivalent. These allow students to count, read, write, and draw pictures for a fun interactive learning experience.

**3**

How many hats are there?


count, read, write, draw


**3**  
three

three

**5**

How many horns are there?


count, read, write, draw


**5**  
five

five

**8**

How many fireworks are there?


count, read, write, draw


**8**  
eight

eight

**1**

How many horns are there?


count, read, write, draw

--

**1**  
one

one

**7**

How many hats are there?


count, read, write, draw

--

**7**  
seven

seven

**10**


How many fireworks are there?




count, read, write, draw




--





**10**  
ten






ten







					<h1>1</h1>








					<h1>2</h1>









					<h1>3</h1>










					<h1>4</h1>











					<h1>5</h1>


					<h1>6</h1>
					



					<h1>7</h1>
					




					<h1>8</h1>
					





					<h1>9</h1>
					




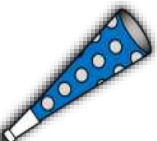

					<h1>10</h1>
					




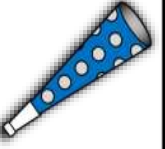


					<b>1</b>








					<b>2</b>









					<b>3</b>










					<b>4</b>










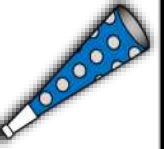
					<b>5</b>

					<h1>6</h1>
					


					<h1>7</h1>
					



					<h1>8</h1>
					




					<h1>9</h1>
					





					<h1>10</h1>
					














					<b>1</b>








					<b>2</b>









					<b>3</b>










					<b>4</b>











					<b>5</b>


					<b>6</b>
					



					<b>7</b>
					




					<b>8</b>
					





					<b>9</b>
					






					<b>10</b>
					

					<b>1</b>







					<b>2</b>








					<b>3</b>









					<b>4</b>




					<b>5</b>



					<b>6</b>
					

					<b>7</b>
					

					<b>8</b>
					

					<b>9</b>
					

					<b>10</b>
					

How many are there?


count, read, write, draw



1

one

one

How many are there?


count, read, write, draw




2

two

two

How many are there?



count, read, write, draw

	
	3
	three

three

How many are there?



count, read, write, draw

	
	4
	four
<hr/> <hr/> <hr/> <p>four</p>	




How many are there?


count, read, write, draw

	
	5
	five
<hr/> <hr/> <hr/> <p>five</p>	

How many are there?

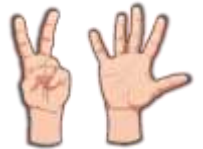

count, read, write, draw

	
	6
	six

six

How many are there?


count, read, write, draw




7

seven

seven

How many are there?


count, read, write, draw

	
	8
	eight

eight

How many are there?


count, read, write, draw



9

nine

nine



10

How many are there?


count, read, write, draw



10

ten



ten




How many are there?


count, read, write, draw


Ten Frame items to count.





Ten Frame items to count.



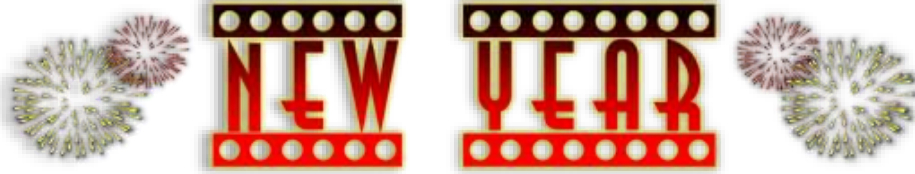

































Ten Frame items to count.






Ten Frame items to count.




Vocabulary Cards



**fireworks**



**hat**



**horn**



**clock**



# 10,000 Resources and Growing!



Thank you for checking us out here at ESLKIDZ. We are a passionate group of kindergarten and elementary school teachers that love making new resources to use in our lessons and want to share them with others. Creating useful activities for young learners since 2008, we have been successfully providing teachers, parents, and students with valuable materials to help assist in the classroom and at home. For more information about who we are and what we provide check out some of our creations below.

## Worksheets and Activity Packs




Themed activity packs and sets with anywhere from 12 to 80 pages of fun for the whole class. The activities include reading, writing, vocabulary, cutting, coloring, gluing, math, games, and customizable templates to create your own activities. These are perfect for holidays, seasons, and basic concepts such as travel and school. These also work well as supplementary material for your own lessons and homework.



## Games and Fun



These games are perfect for any occasion and can be printed out and laminated for continued use with your learners. These games include learning vocabulary such as themed bingo and word / picture matching. There are also board style games that can be customized to meet your learning objectives in class. Download our free template board game [here](#).



## Flashcards and Fun Money



Large and small themed flashcard sets available to use in class to help students learn and identify vocabulary as well as word and letter recognition. These are best if printed out and laminated for use over and over again. Also, we have over 50 themed sets of [fun play money](#) you can print out and use in class as part of an activity or as a reward system.



## Clipart and Images



Check out some great clip art here. We have **robots, cats, cameras, phones, crayons**, and more. It's all free. We just ask that if you use it on your own products, give us some credit. Just say clipart is made by eslkidz. Thanks.

ESL KIDZ Copyright © 2015. All rights reserved.

[www.eslkidz.com](http://www.eslkidz.com)

