


TRAVEL



TRAVEL 10

How many are there?

count, read, write, draw

TRAVEL 8

How many cars are there?

count, read, write, draw

8
eight

10 FRAMES

About this Counting Activity

TRAVEL




Thank you for purchasing this 10 frame counting activity set. The set is composed of activities that can be done individually or in groups. These are great counting and number recognition themed activities that students will enjoy completing in class or at home.

I will explain briefly about what is included with this activity below to give you some ideas about how to use it with your learners in the classroom and at home. Enjoy and happy learning!





This set includes 3 different boards for counting and practicing identifying numbers as well as their word equivalent. These allow students to count, read, write, and draw pictures for a fun interactive learning experience.

TRAVEL 3

How many airplanes are there?






count, read, write, draw

		
		3
		three
		three






www.eslkidz.com

TRAVEL 5

How many trains are there?









count, read, write, draw

		
		5
		five
		five






www.eslkidz.com

TRAVEL 8

How many cars are there?

count, read, write, draw

		
		8
		eight
		eight

www.eslkidz.com

TRAVEL 6

How many are there?

count, read, write, draw


	
6	
six	
six	

www.eslkidz.com

TRAVEL 4

How many trains are there?

count, read, write, draw

	
	4
	four
	four

www.eslkidz.com

TRAVEL 6

How many cars are there?

count, read, write, draw

	
	6
	six
	six

www.eslkidz.com

About this Counting Activity

TRAVEL

There are a few worksheets here with multiple 10 frames for counting and doing basic addition as well as templates to customize for your learners or you can make them into a game with dice or cards.

TRAVEL
10 FRAMES

Write the number of planes in each set.

ESL KIDZ Copyright © 2015. All rights reserved.
www.eslkidz.com

TRAVEL
10 FRAMES

Template

ESL KIDZ Copyright © 2015. All rights reserved.
www.eslkidz.com

TRAVEL
10 FRAMES

Complete the 10 frame and fill in the missing numbers.

ESL KIDZ Copyright © 2015. All rights reserved.
www.eslkidz.com

This set also comes with specific vocabulary to count and flashcards for numbers and items. These can be cut out and used with the each 10 frame sheet (board) or you can use your own counting items such as coins, buttons, or even small crackers. These can also be laminated to be used many times.

ESL KIDZ Copyright © 2015. All rights reserved.
www.eslkidz.com

We hope that these brief explanations have given you more ideas on how you can use these with your learners. Feel free to contact us with feedback, questions, or ideas. Thank you again and enjoy!

TRAVEL

10 FRAMES



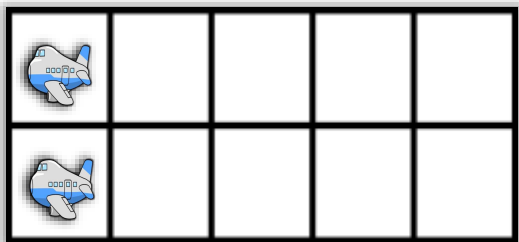
Write the number of planes in each set.



--



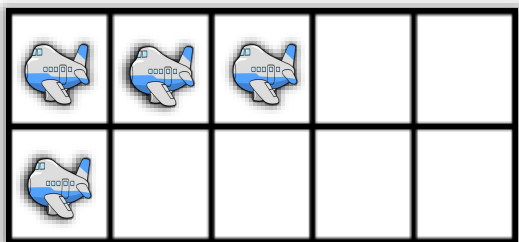
--



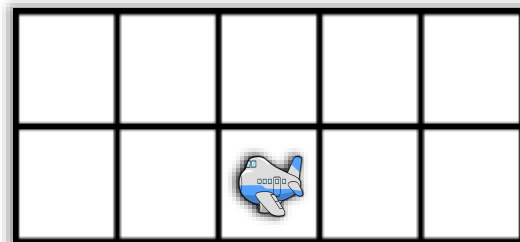
--



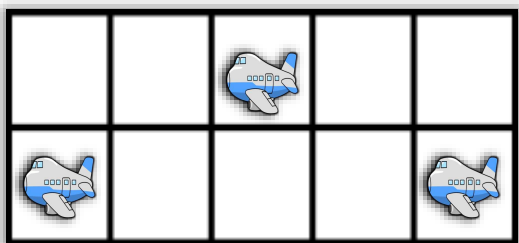
--



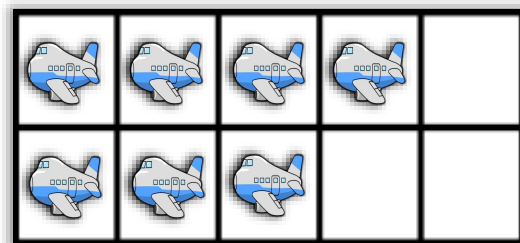
--



--



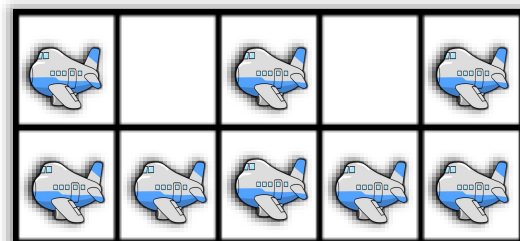
--



--



--



--

TRAVEL

10 FRAMES



Draw the number of planes in each set.

5

1

3

8

10

6

2

9

7

4

TRAVEL

10 FRAMES

Template



--

--

--

--

--

--

--

--

--

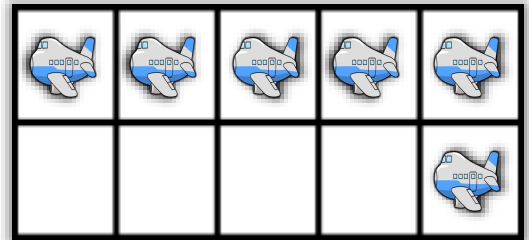
--

TRAVEL 10 FRAMES

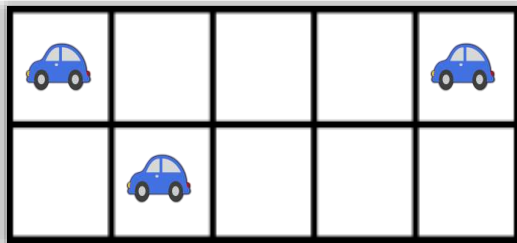
Complete the 10 frame and fill in the missing numbers.



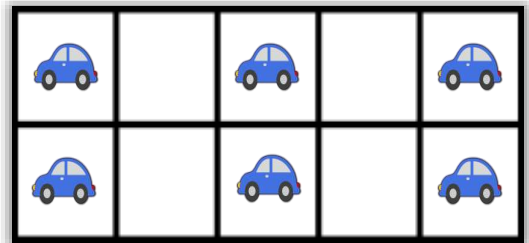
$$\underline{\quad} + \underline{\quad} = \underline{10}$$



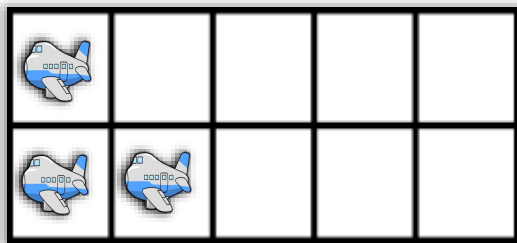
$$\underline{\quad} + \underline{\quad} = \underline{10}$$



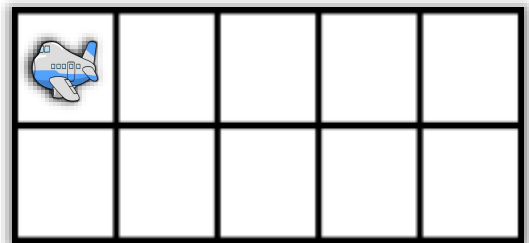
$$\underline{\quad} + \underline{\quad} = \underline{10}$$



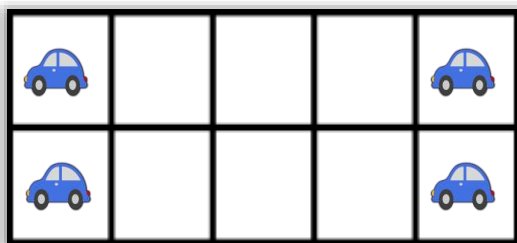
$$\underline{\quad} + \underline{\quad} = \underline{10}$$



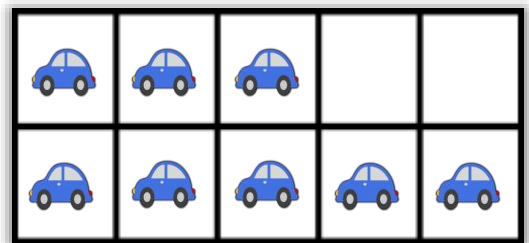
$$\underline{\quad} + \underline{\quad} = \underline{10}$$



$$\underline{\quad} + \underline{\quad} = \underline{10}$$



$$\underline{\quad} + \underline{\quad} = \underline{10}$$



$$\underline{\quad} + \underline{\quad} = \underline{10}$$

TRAVEL 10 FRAMES

Template



___ + ___ = ___

___ + ___ = ___

___ + ___ = ___

___ + ___ = ___

___ + ___ = ___

___ + ___ = ___

___ + ___ = ___


___ + ___ = ___





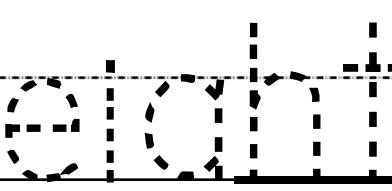
TRAVEL

8

How many cars are there?



count, read, write, draw




	
	8
	eight
	

TRAVEL





3



How many airplanes are there?

count, read, write, draw






		
		3
		three
		three









TRAVEL

5


How many trains are there?













count, read, write, draw

		
		
		5
		five
		five

How many are there?



count, read, write, draw

			
			10
			ten
			


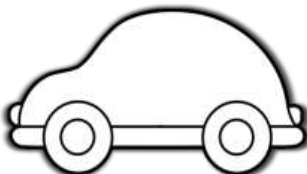



TRAVEL

1

How many cars are there?

count, read, write, draw

	
	1
	one
<hr/> <hr/> 	



TRAVEL

2



How many cars are there?

count, read, write, draw

	
	2
	two
	two



TRAVEL

3



How many cars are there?

count, read, write, draw

	
	3
	three
three	





TRAVEL

4

How many cars are there?

count, read, write, draw

	
	4
	four
four	



TRAVEL

5



How many cars are there?

count, read, write, draw

	
	5
	five
five	



TRAVEL

6

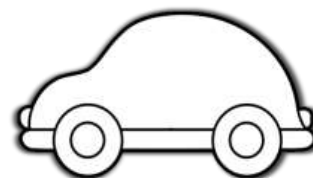
How many cars are there?

count, read, write, draw



6

six



six



TRAVEL

7


How many cars are there?

count, read, write, draw



7

seven



seven

TRAVEL

7



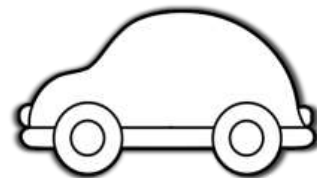
How many cars are there?

count, read, write, draw



8

eight



eight



TRAVEL

9



How many cars are there?

count, read, write, draw

	
	9
	nine
nine	



TRAVEL

10

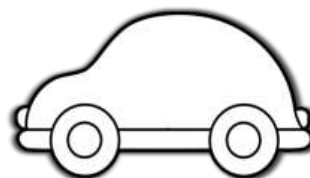
How many cars are there?

count, read, write, draw



10

ten



ten



TRAVEL

1



How many airplanes are there?

count, read, write, draw

	
	1
	one

one



TRAVEL

2



How many airplanes are there?

count, read, write, draw

	
	2
	two

two




TRAVEL

3



How many airplanes are there?

count, read, write, draw

	
	3
	three
	



TRAVEL

4



How many airplanes are there?

count, read, write, draw

	
	4
	four
<hr/> <p>four</p> <hr/>	



TRAVEL

5



How many airplanes are there?

count, read, write, draw

	
	5
	five
<hr/> <p>five</p> <hr/>	

TRAVEL

6



How many airplanes are there?

count, read, write, draw

	6
	six
<hr/> <hr/>	

TRAVEL

7



How many airplanes are there?

count, read, write, draw

	7
	seven
<hr/> <hr/> <hr/>	



TRAVEL

8



How many airplanes are there?

count, read, write, draw

	
	8
	eight

eight



TRAVEL

9



How many airplanes are there?

count, read, write, draw

	
	9
	nine

nine



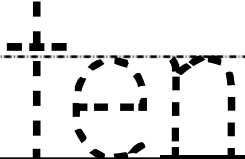
TRAVEL

10



How many airplanes are there?

count, read, write, draw

	
	10
	ten
<hr/>  <hr/>	





TRAVEL

1

How many trains are there?

count, read, write, draw

	
	1
	one

one





TRAVEL

2

How many trains are there?

count, read, write, draw

	
	2
	two

two





TRAVEL

3

How many trains are there?

count, read, write, draw

	
	3
	three

three





TRAVEL

4

How many trains are there?

count, read, write, draw

	
	4
	four

four





TRAVEL

5

How many trains are there?

count, read, write, draw

	
	5
	five

five






TRAVEL

6

How many trains are there?

count, read, write, draw

	
	6
	six
<hr/>  <hr/>	





TRAVEL

7

How many trains are there?

count, read, write, draw

	
	7
	seven

seven





TRAVEL

8

How many trains are there?

count, read, write, draw

	
	8
	eight

eight





TRAVEL

9

How many trains are there?

count, read, write, draw

	
	9
	nine

nine





TRAVEL

10

How many trains are there?

count, read, write, draw

	
	10
	ten


ten

TRAVEL

1

How many are there?


count, read, write, draw

	
	1
	one

one

How many are there?

count, read, write, draw

	
	2
	two

two

How many are there?

count, read, write, draw




3

three

three

How many are there?


count, read, write, draw

	
	4
	four

four

How many are there?


count, read, write, draw

	
	5
	five

five

How many are there?

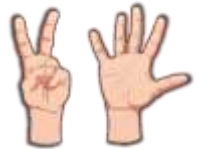
count, read, write, draw

	
	6
	six

six

How many are there?

count, read, write, draw



7

seven

seven

How many are there?

count, read, write, draw




8

eight

eight

How many are there?

count, read, write, draw

	
	9
	nine

nine

How many are there?

count, read, write, draw



10

ten

ten

Counting Numbers

How many are there?

There are _____

Counting Numbers

How many are there?

_____ + _____ = _____

_____ + _____ = _____

Ten Frame items to count.

TRAVEL



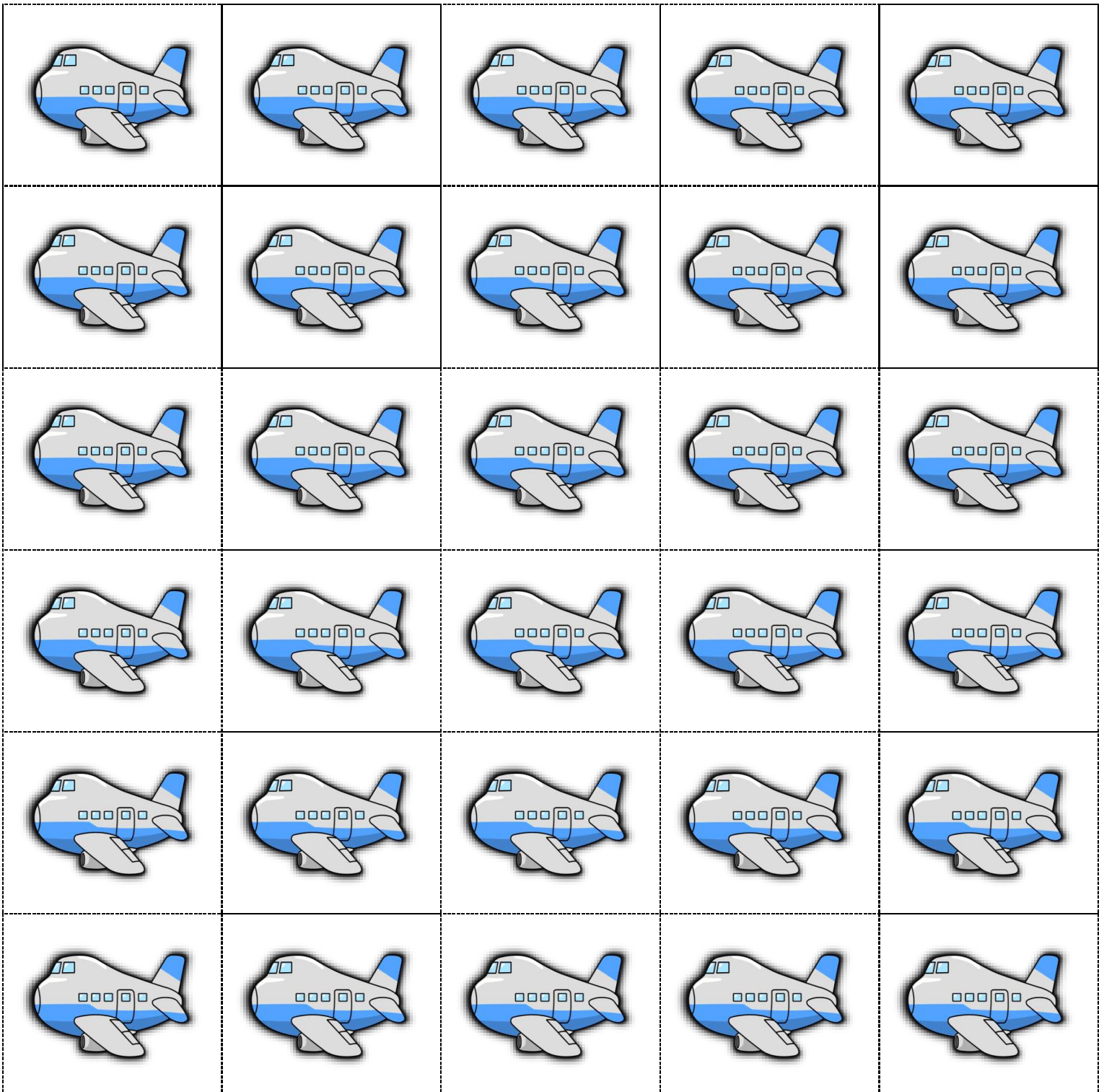
Ten Frame items to count.

TRAVEL



Ten Frame items to count.

TRAVEL



Ten Frame items to count.

TRAVEL



Ten Frame items to count.

TRAVEL




Ten Frame items to count.

TRAVEL



Vocabulary Cards

TRAVEL




one



two



three



four

Vocabulary Cards

TRAVEL




five



six



seven




eight

Vocabulary Cards

TRAVEL



nine



ten



car



train

Vocabulary Cards

TRAVEL



ship



bus



bike



plane

10,000 Resources and Growing!



Thank you for checking us out here at ESLKIDZ. We are a passionate group of kindergarten and elementary school teachers that love making new resources to use in our lessons and want to share them with others. Creating useful activities for young learners since 2008, we have been successfully providing teachers, parents, and students with valuable materials to help assist in the classroom and at home. For more information about who we are and what we provide check out some of our creations below.

Worksheets and Activity Packs




Themed activity packs and sets with anywhere from 12 to 80 pages of fun for the whole class. The activities include reading, writing, vocabulary, cutting, coloring, gluing, math, games, and customizable templates to create your own activities. These are perfect for holidays, seasons, and basic concepts such as travel and school. These also work well as supplementary material for your own lessons and homework.



Games and Fun



These games are perfect for any occasion and can be printed out and laminated for continued use with your learners. These games include learning vocabulary such as themed bingo and word / picture matching. There are also board style games that can be customized to meet your learning objectives in class. Download our free template board game [here](#).



Flashcards and Fun Money



Large and small themed flashcard sets available to use in class to help students learn and identify vocabulary as well as word and letter recognition. These are best if printed out and laminated for use over and over again. Also, we have over 50 themed sets of [fun play money](#) you can print out and use in class as part of an activity or as a reward system.



Clipart and Images

Check out some great clip art here. We have **robots, cats, cameras, phones, crayons**, and more. It's all free. We just ask that if you use it on your own products, give us some credit. Just say clipart is made by eslkidz. Thanks.
www.eslkidz.com

