

About this Counting Activity



Thank you for purchasing this 10 frame counting activity set. The set is composed of activities that can be done individually or in groups. These are great counting and number recognition themed activities that students will enjoy completing in class or at home.

I will explain briefly about what is included with this activity below to give you some ideas about how to use it with your learners in the classroom and at home. Enjoy and happy learning!

This set includes 3 different boards for counting and practicing identifying numbers as well as their word equivalent. These allow students to count, read, write, and draw pictures for a fun interactive learning experience.

3

How many mugs are there?

count, read, write, draw

3
three

three

5

How many watches are there?

count, read, write, draw

5
five

five

8

How many wrenches are there?

count, read, write, draw

8
eight

eight

4

How many mugs are there?

count, read, write, draw

4
four

four

2

How many watches are there?

count, read, write, draw

2
two

two

10

How many wrenches are there?

count, read, write, draw


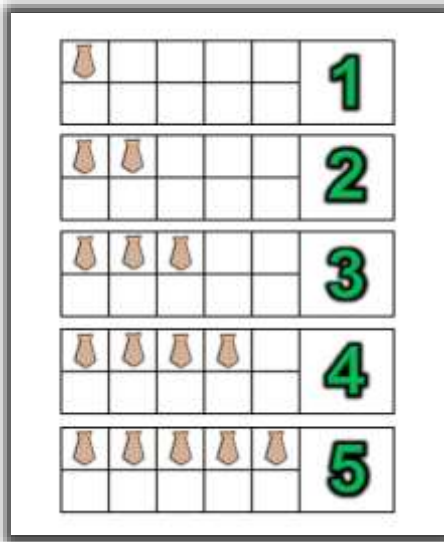
10
ten

ten

About this Counting Activity




There are a few worksheets here with multiple 10 frames for counting and doing basic addition as well as templates to customize for your learners or you can make them into a game with dice or cards.








This set also comes with specific vocabulary to count and flashcards for numbers and items. These can be cut out and used with the each 10 frame sheet (board) or you can use your own counting items such as coins, buttons, or even small crackers. These can also be laminated to be used many times.












We hope that these brief explanations have given you more ideas on how you can use these with your learners. Feel free to contact us with feedback, questions, or ideas. Thank you again and enjoy!







					1








					2









					3










					4











					5

					6
					

					7
					

					8
					

					9
					

					10
					



How many wrenches are there?

count, read, write, draw



1

one



one



How many wrenches are there?

count, read, write, draw



2

two





two



How many wrenches are there?

count, read, write, draw



	
	3
	three
<hr/> <p>three</p> <hr/>	

4



How many wrenches are there?

count, read, write, draw



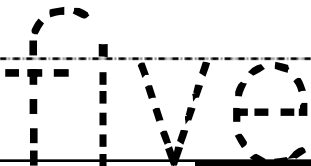
	
	4
	four

four



How many wrenches are there?

count, read, write, draw



	
	5
	five
<hr/> <hr/> <hr/> 	

6



How many wrenches are there?

count, read, write, draw

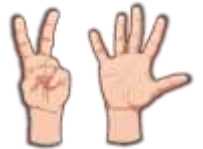
	
	6
	six
	six

7



How many wrenches are there?

count, read, write, draw



7

seven



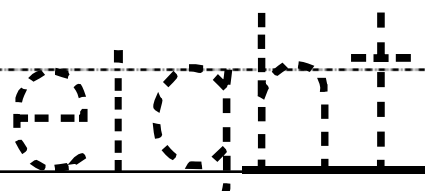


seven



How many wrenches are there?



count, read, write, draw

	
	8
	eight
	



How many wrenches are there?

count, read, write, draw

	
	9
	nine

nine

10



How many wrenches are there?

count, read, write, draw




10

ten




ten


Ten Frame items to count.



Ten Frame items to count.



Ten Frame items to count.



10,000 Resources and Growing!



Thank you for checking us out here at ESLKIDZ. We are a passionate group of kindergarten and elementary school teachers that love making new resources to use in our lessons and want to share them with others. Creating useful activities for young learners since 2008, we have been successfully providing teachers, parents, and students with valuable materials to help assist in the classroom and at home. For more information about who we are and what we provide check out some of our creations below.

Worksheets and Activity Packs



Themed activity packs and sets with anywhere from 12 to 80 pages of fun for the whole class. The activities include reading, writing, vocabulary, cutting, coloring, gluing, math, games, and customizable templates to create your own activities. These are perfect for holidays, seasons, and basic concepts such as travel and school. These also work well as supplementary material for your own lessons and homework.



Games and Fun



These games are perfect for any occasion and can be printed out and laminated for continued use with your learners. These games include learning vocabulary such as themed bingo and word / picture matching. There are also board style games that can be customized to meet your learning objectives in class. Download our free template board game [here](#).



Flashcards and Fun Money



Large and small themed flashcard sets available to use in class to help students learn and identify vocabulary as well as word and letter recognition. These are best if printed out and laminated for use over and over again. Also, we have over 50 themed sets of [fun play money](#) you can print out and use in class as part of an activity or as a reward system.



Clipart and Images



Check out some great clip art here. We have **robots, cats, cameras, phones, crayons**, and more. It's all free. We just ask that if you use it on your own products, give us some credit. Just say clipart is made by eslkidz. Thanks.

ESL KIDZ Copyright © 2015. All rights reserved.

www.eslkidz.com

